

CASEMAKER DA 260

For automatic manufacture of book cases, folders, posters, calendar backs, games or luxury packaging

Casemaker DA 260 • up to 40 cycles/min

DA 260
40 cycles/min



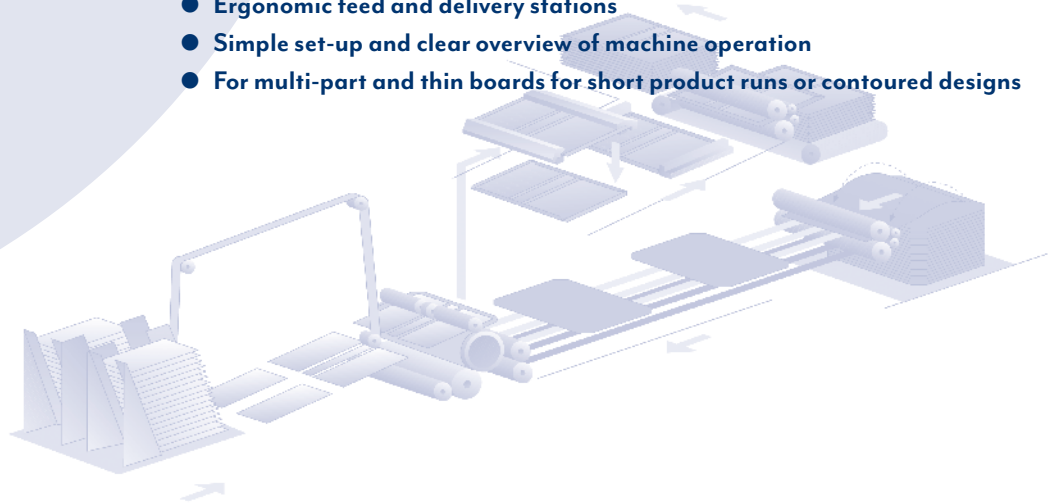
Technical data



KOLBUS Casemaker DA 260

Benefits:

- The machine is intended for the fully automatic manufacture of book cases, folders, posters, calendar backs, games or luxury packaging
- Ergonomic feed and delivery stations
- Simple set-up and clear overview of machine operation
- For multi-part and thin boards for short product runs or contoured designs



Basic equipment

- Copilot system with touch screen
 - Choice of production mode
 - Operator guided production change
 - Product counter (job, shift and start/stop counter)
 - Indication of machine and material flow malfunctions
 - Operator-guided malfunction rectification
- Cloth feeder for interval feeding with stack magazine, maximum stack height 350 mm
- Missing product check during separation of cloth and cardboard
- Cloth cylinder with grippers and interchangeable plates for rubber pads
 - Centre strip rub-down unit (head and foot)
 - Rub-down unit used to bond the covering material to cardboards and spine strip without creases
 - Device for padded cases (up to a maximum thickness of 8 mm with padding, compressed 4 mm)
 - Function used to request individual cases for monitoring purposes on the operating side
 - Servo-controlled drive technology based on Siemens
 - Active Line Module for feeding drive energy back into the machine line network
 - Safety standard in accordance with EC directives and standards



Cardboard supply

- Board magazine for manual filling
- Board pre-stacking conveyor to automatically reload the magazines (stream cover and stack feeder) Length 1,700 mm

Delivery unit

- Counter-stacker delivery with roller conveyor delivery including table, overall length: 3,000 mm (maximum stack height 100 mm)
- Coupling with turning device, type WE 260

Glue processing

- Processing hot glue with viscosity control
 - Extendable gluing station for processing hot glue with glue preparation in the premelter, heated glue roller and scraper roller
 - Glue application adjustment outside
 - Device used for mirror gluing with hot glue
- Viscosity control unit for an automatic supply of water
- Automated glue application adjustment

Remote Service Gateway / Coupling with type RSG 800


Expansion of the equipment

Pneumatic corner cutter for single corner cutting

- Model ECK 100 (for mounting in the tool cabinet)
- Double corner cutting, model ECK 200 (movable unit)

Centre strip roll unit

- Centre strip feed for the spine strip made of roll material
- Mounting of 2 centre strip rolls, longitudinal and cross cutting device
- Centre strip waste chopper



Cardboard centre strip magazine

- 2. Cardboard centre strip magazine
 - 2 board centre strips are fed (For technical conditions see extra sheet)
- **Board cutting device PS with double cut**
 - used to manufacture book cases and board centre strips
 - Centre strip width: 6 – 8 mm / -thickness: max. 2.5 mm
 - Centre strip width: 8 – 10 mm / -thickness: max. 3 mm
 - Centre strip width: > 10 mm / -thickness: max. 4 mm

Optional equipment for board cutting device

- Single cut device of the PS used to cut cardboards into two pieces
- Device for cutting of 2 centre strips in the PS
 - two centre strips are cut from two cardboards (For technical conditions see extra sheet)
- **Device used for casing-in and covering in two operating steps**
 - Centre strip width: 60 – 150 mm
 - Width of the cloth half: 130 mm
 - Spacing between the cloth halves: 40 – 150 mm
 - Overlap of cardboard/centre strip: 15 mm

Devices used to process:

- **Asymmetric cloths** (only possible in connection with the device used for casing-in and covering)
- **Asymmetric cases** (only possible in connection with the device for small format width)
- **Multi-section cases with expansion** (not possible in connection with the cardboard cutting device)
- **Cases with contour** (only possible in connection with the device used to process asymmetric cases and cloths)
- **Thin cardboards**
 - Reference material: Ensocoat (250 g/m²)
 - Case height: max. 300 mm
- **Cold glue during gluing of lining**
- **Scoring unit for lining of grooved cardboards**
 - For a clean book case with defined grooves after lining*
- **Manufacture book cases with rounded corners**
 - with a wide range of suitable tools for various products
- **Small format (height)**
 - Case height: min. 100 mm | Cloth height: min. 130 mm
 - Mirror height: min. 96 mm
- **Small format (width)**
 - Open case width: min. 140 mm
 - Cloth width: min. 172 mm | Mirror width: min. 136 mm
- **Large format (height)**
 - Case height: max. 405 mm | Cloth height: max. 435 mm
 - Mirror height: max. 405 mm
- **Large format (width)**
 - Open case width: max. 680 mm
 - Cloth width: max. 718 mm | Mirror width: max. 680 mm

Technical data

Case

- Open case (width x height)
min. 205 x 140 mm | max. 670 x 390 mm
- Joint width 4 – 15 mm
- Saddle width 14 – 120 mm
- Turn-in width, open max. 19 mm

Cloth (width x height)

- min. 195 x 130 mm | max. 708 x 428 mm

Cardboard

Thickness 1 – 4 mm

Cardboard, cut (width x height)

- min. 95 x 140 mm | max. 328 x 390 mm

Centre strip (cut)

- Width 6 – 90 mm

Centre strip roll

- Thickness 0,3 – 0,6 mm
- Width 9 – 90 mm

Lining (width x height)

- min. 195 x 130 mm | max. 670 x 390 mm

Mechanical speed

- up to 40 cycles/min
Net performance depends on material and format

Machine dimensions

- L 5,000 mm | B 3,000 mm | H 2,200 mm

Weight: 5,100 kg

To be provided by the customer:

Compressed air requirement

- 40 Nm³/h

Operating pressure

- 6 bar

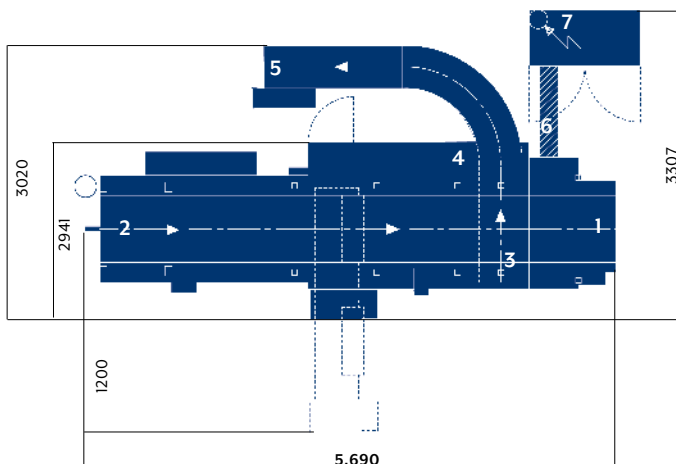
Compressed air supply

- see extra sheet

Electrical equipment

- 3 phase, 400 volt / N / PE, 50 Hz

Footprint casemaker DA 260 with PS



- 1 Infeed cloth
- 2 Infeed board
- 3 Connection compressed air
- 4 Water supply max. 8 bar
- 5 Delivery cases
- 6 Cable channel on the floor
- 7 E-cabinet height approx. 2,000 mm